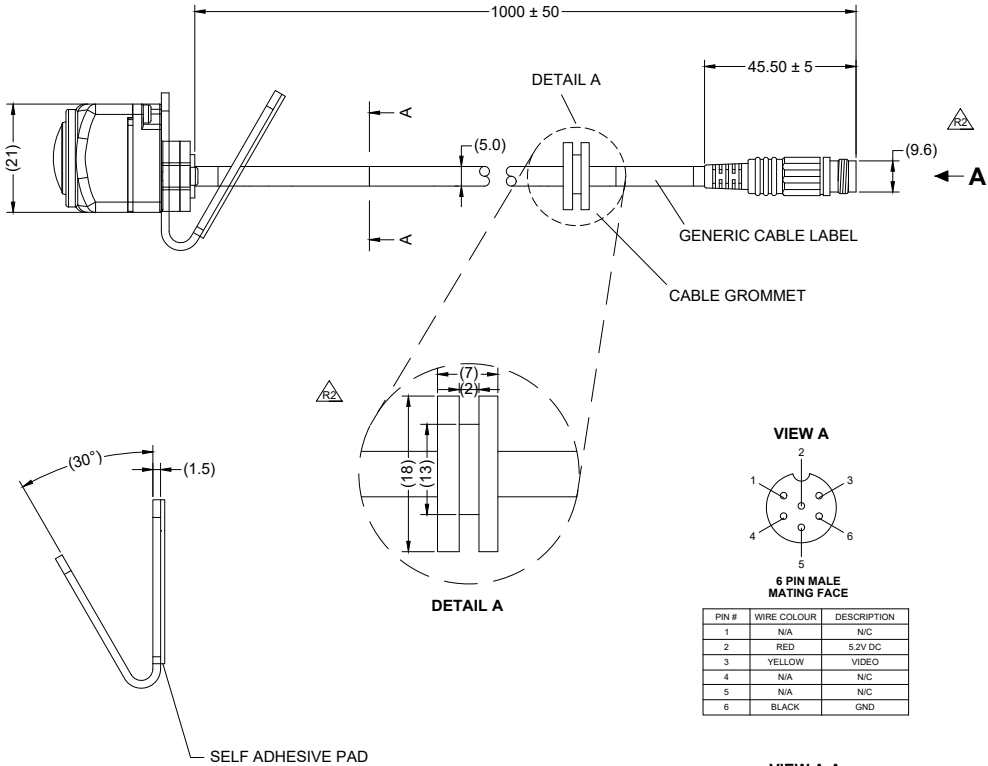
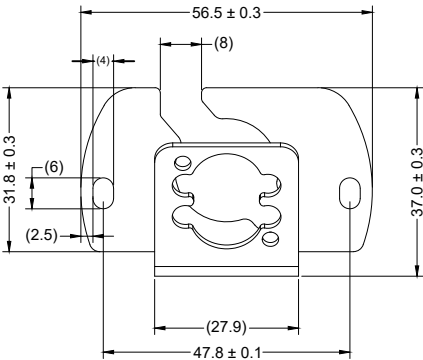
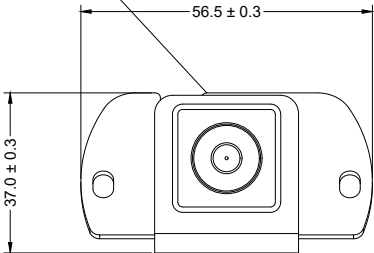
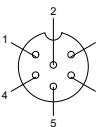


Revision Notes				
R1 - SPARE PART RELEASE DETAILS ADDED TO NOTES AS PER ESA37 SPARE RELEASE.				
APA: Y.J.LEE	Drawn:R.BATES	Checked:B.CHILDS	Approved:B.JOHN	Date: 17/03/16
R2 - CABLE SPECIFICATION UPDATED AND GROMMIT DETAILS ADDED AS PER ECR-A498				
APA: Y.J.LEE	Drawn:SLAVER	Checked:D.RICHARDSON	Approved:B.JOHN	Date: 20/04/17

GENERIC SERIAL NUMBER LABEL
 LOCATION (NOT SHOWN)

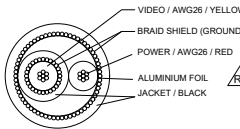


VIEW A



6 PIN MALE
MATING FACE

VIEW A-A

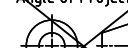


- NOTES:
- FOR GENERIC CABLE LABEL REFER TO LATEST REVISION OF DRAWING BE-002644-XX-13.
 - SERIAL NUMBER LABEL CONTROLLED BY MANUFACTURER (NOT SHOWN).
 - HEAT SHRINK LABEL IS FREE TO MOVE ON CABLE AND CONTROLLED BY MANUFACTURER.
 - PARTS TO BE PROVIDED IN A SUITABLE SIZED BAG .
 - WHEN SUPPLIED A SPARE PART, A GIFTBOX LABEL IS TO BE PLACED ON THE PLASTIC BAG.
 - FOR SPARE PART GIFTBOX LABEL REFER TO DRAWING BE-002640-XX-13.

PROPRIETARY NOTICE

THIS DESIGN AND TECHNICAL INFORMATION APPEARING ON THIS DRAWING IS THE PROPERTY OF BRIGADE ELECTRONICS, AND IS DISCLOSED IN CONFIDENCE. IT IS NOT TO BE COPIED, REPRODUCED, REVEALED TO OR EXPROPRIATED BY OTHERS, EITHER IN WHOLE OR IN PART WITHOUT THE EXPRESS WRITTEN CONSENT OF BRIGADE ELECTRONICS.

BRIGADE[®]
 www.brigade-electronics.com

Assembly Pl Approval J.Y.LEE - 13/11/13		Approved by G.PLITH		Checked by R.BATES		Drawn by M.GUTSELL		
<div>Angle of Projection</div>  <div>Third Angle</div>	Units mm		Scale N/A		Released 00/00/00		Assembly Ref -	
	Status RELEASED			BN360-100C				
	Part No 4485			BE-002582-02-13				